

North Professional High Growth Fund

Monthly update for month ending
28 February 2025

Description

The Fund invests in a diversified mix of growth and defensive assets across a variety of asset classes including shares, property, infrastructure, fixed interest, cash and alternatives. Investments are spread across both Australian and overseas markets and investment styles to minimise the risk of underperformance should one particular asset class, region or investment style be out of favour within a particular investment timeframe. Growth assets for the North Professional High Growth Fund (such as shares and property) will have an average allocation of 96%, with the difference in defensive assets.

Investment objective

The Fund aims to provide investors with high long-term investment returns which outperform its own composite index benchmark and aims to outperform the Morningstar OE Multisector Aggressive Survey.

Key information

APIR code	IPA0079AU
Manager name	AMP Investments (National Mutual Funds Management Ltd)
Product inception date	31 March 2011
Withdrawal frequency	Daily
Distribution frequency	Half-yearly
Minimum investment timeframe	10 years
Investment management fee⁽ⁱ⁾	0.92% pa
Total indirect costs	0.07% pa
Performance fee	0.03% pa
Buy/Sell spread	0.11%/0.11%
Risk level (1-7)	6 – High
Total fund size (millions)	\$404.2

(i) You should refer to the current PDS or other offer document for the relevant Fund available at amp.com.au/investments for the latest ongoing annual fees and costs as well as member activity-related fees and costs (if applicable).

(ii) Total indirect costs are taken from the latest data available 30 September 2024 and may differ from what is disclosed in the PDS.

Target investor

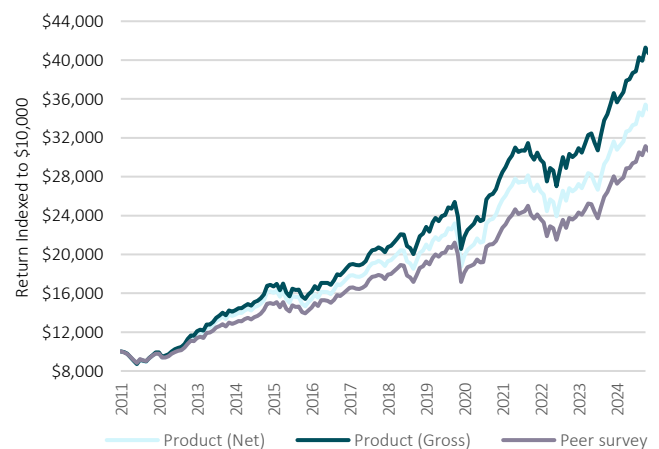
This product is intended for a consumer who is seeking capital growth and potentially some income distributions. It has a high risk/return profile and is intended for use for up to a standalone of an investment portfolio. It is likely to be consistent with the financial situation and needs of a consumer with a minimum investment timeframe of 10 years and who is unlikely to need to withdraw their money on less than one week's notice.

Why North Professional?

1. Compelling long-term performance.
2. Access to the best managers and assets from around the globe.
3. Active stock selection, active asset allocation and efficient portfolio construction.
4. Diversification across asset classes, geographies and sectors of the economy.
5. Dedicated and experienced multi-asset investment team.

Performance history

Cumulative monthly returns net of fees
Unit class L 30 April 2011 to 28 February 2025

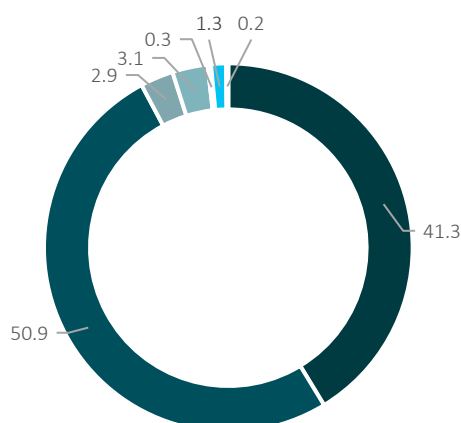


Performance ⁽ⁱ⁾	1 Mth (%)	3 Mth (%)	1 Yr (%)	3 Yr (% pa)	5 Yr (% pa)	7 Yr (% pa)	10 Yr (% pa)
Gross return	-1.48	0.95	14.60	10.60	11.00	10.07	9.15
Net return after fees	-1.54	0.71	13.61	9.54	9.88	8.94	8.02
Peer survey⁽ⁱⁱ⁾	-1.58	0.48	12.61	8.99	8.92	8.10	7.47

(i) Past performance is not a reliable indicator of future performance.

(ii) Morningstar OE Multisector Aggressive Survey – Peer Group Average. Peer survey data is published as at 12th March 2025 sourced from Morningstar Direct and may differ to what is published on www.morningstar.com.au

Asset allocation



Asset class	Strategic asset allocation	Actual allocation	Difference
Growth assets	%	%	%
● Australian shares	41	41.3	0.3
● Global shares	49	50.9	1.9
● Global listed property	3	2.9	-0.1
● Global listed infrastructure	3	3.1	0.1
● Alternatives ⁽ⁱ⁾	0	0.3	0.3
Defensive assets		%	%
● Diversified credit	1	1.3	0.3
● Cash	3	0.2	-2.8

(i) Alternatives has a 50% allocation to growth and 50% allocation to defensive.

(ii) Allocation data may not add to 100% due to rounding.


Underlying Managers	End of month weight (%)
Australian shares	
Lazard Asset Management	10.8
Vinva Investment Management	12.5
ECP Asset Management	10.0
UBS Asset Management	8.0
Futures	0.0
Global shares	
Dimensional Fund Advisors	2.8
Intech Investment Management	12.1
Janus Henderson Investors	15.1
AQR Capital Management, LLC	15.9
Ninety One	1.1
Lazard Asset Management	2.1
J O Hambro Capital Management	1.7
Futures	-0.1
Global listed property	
Macquarie Investment Management Global Limited	2.9

(i) Allocation data may not add to 100% due to rounding.

Underlying Managers	End of month weight (%)
Global listed infrastructure	
Dimensional Fund Advisors	3.1
Alternatives	
South Peak Investment Management	0.3
Diversified credit	
Blackstone Inc.	0.1
Cash	0.0
Ares Management	0.4
Roc Partners	0.0
Revolution Asset Management	0.0
Brigade Capital Management	0.2
TCW Asset Management	0.2
Bentham Asset Management	0.3
Ninety One	0.1
Cash	
Macquarie Investment Management Global Limited (Enhanced Cash)	0.6



AMP
Stephen Flegg
Senior Portfolio Manager



AMP
Stuart Eliot
Head of Portfolio Management

What you need to know

Information provided by NMMT Limited ABN 42 058 835 573, AFSL 234653 (NMMT), is general in nature and for professional adviser use only. To invest in the Funds, investors will need to obtain and consider the current PDS or other offer document for the relevant Funds available at www.northonline.com.au/managedfunds, TMD available at www.northonline.com.au/managedfunds and our FSG online. NMMT issues the interests in and is the responsible entity for MyNorth Managed Funds through which North Professional and MyNorth Index is offered. ipac Asset Management Limited ABN 22 003 257 225, AFSL 234655 (IAML) is the responsible entity of the Funds and the issuer of the units in the Fund. National Mutual Funds Management Ltd ABN 32 006 787 720, AFSL 234652 (NMFM) is the Investment Manager of the Funds. Neither NMMT, IAML, NMFM nor any other company in the AMP group guarantees the repayment of capital or the performance of any product or any particular rate of return referred to in this document. Past performance is not a reliable indicator of future performance.